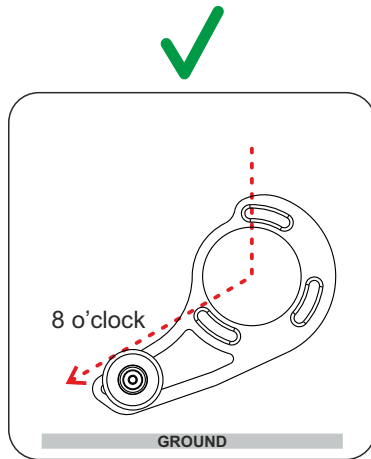
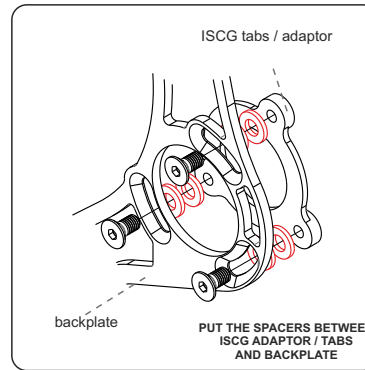
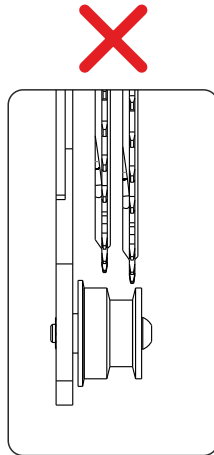


Installation of the chainguide is very simple, but for non advanced users we recommend to install it in your local bicycle service. Improperly installed or used chainguide may endanger your life or health. The brand - mozartt.com is not liable for damages caused by improper use of the chainguides.



1. Rotate guide around bb until pulley aligns with 8 o'clock position



2. Using the provided spacers, space the backplate so the chainrings are centered in the pulley.